

**KEDIA** ADVISORY



# DAILY ENERGY REPORT

17 June 2026

**Kedia Stocks and Commodities Research Pvt. Ltd.**

SEBI Registration Number: INH000006156 | Disclaimer: <https://kediaadvisory.com/disclaimer>



### MCX UPDATE

Commodity	Expiry	Open	High	Low	Close	% Change
CRUDEOIL	18-Jun-26	7628.00	7649.00	7133.00	7175.00	-5.82
CRUDEOIL	20-Jul-26	7556.00	7559.00	7098.00	7124.00	-5.29
CRUDEOILMINI	18-Jun-26	7628.00	7650.00	7132.00	7175.00	-5.85
CRUDEOILMINI	20-Jul-26	7529.00	7575.00	7103.00	7127.00	-5.29
NATURALGAS	25-Jun-26	298.10	308.40	296.20	306.60	3.06
NATURALGAS	28-Jul-26	301.40	310.30	299.20	309.30	2.86
NATURALGAS MINI	25-Jun-26	298.10	308.20	296.30	306.70	-12.73
NATURALGAS MINI	28-Jul-26	301.30	310.20	299.20	309.00	-9.35

### INTERNATIONAL UPDATE

Commodity	Open	High	Low	Close	% Change
Crudeoil \$	76.46	76.64	76.41	76.50	-0.14
Natural Gas \$	3.2510	3.2590	3.2500	3.2500	-0.12
Lme Copper	13776.00	13797.18	13768.75	13794.50	-0.14
Lme Zinc	3558.85	3563.45	3554.45	3563.00	-0.07
Lme Aluminium	3344.15	3395.50	3333.75	3393.85	0.54
Lme Lead	1976.35	1979.00	1975.70	1979.00	-0.16
Lme Nickel	17890.75	17969.25	17890.25	17960.25	-0.09

### OPEN INTEREST SNAPSHOT

Commodity	Expiry	% Change	% Oi Change	Oi Status
CRUDEOIL	18-Jun-26	-5.82	27.57	Fresh Selling
CRUDEOIL	20-Jul-26	-5.29	59.23	Fresh Selling
CRUDEOILMINI	18-Jun-26	-5.85	15.52	Fresh Selling
CRUDEOILMINI	20-Jul-26	-5.29	55.00	Fresh Selling
NATURALGAS	25-Jun-26	3.06	-8.00	Short Covering
NATURALGAS	28-Jul-26	2.86	4.08	Fresh Buying
NATURALGAS MINI	25-Jun-26	3.06	-12.73	Short Covering
NATURALGAS MINI	28-Jul-26	2.76	-9.35	Short Covering

## Technical Snapshot



**SELL CRUDEOIL JUN @ 7300 SL 7500 TGT 7050-6900. MCX**

### Observations

Crudeoil trading range for the day is 6803-7835.

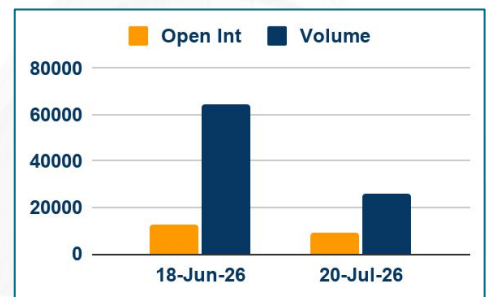
Crude oil fell as markets weighed prospects for a resumption of supplies through Hormuz alongside weaker physical demand

OPEC again lowers 2026 global oil demand growth forecast

Goldman Sachs lowers Q4 2026 average Brent crude oil price forecast to \$80/bbl

Morgan Stanley lowers Q4 Brent oil price forecasts after US – Iran peace deal

### OI & Volume



### Spread

Commodity	Spread
CRUDEOIL JUL-JUN	-51.00
CRUDEOILMINI JUL-JUN	-48.00

### Trading Levels

Commodity	Expiry	Close	R2	R1	PP	S1	S2
CRUDEOIL	18-Jun-26	7175.00	7835.00	7505.00	7319.00	6989.00	6803.00
CRUDEOIL	20-Jul-26	7124.00	7721.00	7422.00	7260.00	6961.00	6799.00
CRUDEOILMINI	18-Jun-26	7175.00	7837.00	7506.00	7319.00	6988.00	6801.00
CRUDEOILMINI	20-Jul-26	7127.00	7740.00	7433.00	7268.00	6961.00	6796.00
Crudeoil \$		76.50	76.75	76.63	76.52	76.40	76.29

## Technical Snapshot



**BUY NATURALGAS JUN @ 302 SL 297 TGT 307-310. MCX**

### Observations

Naturalgas trading range for the day is 291.5-315.9.

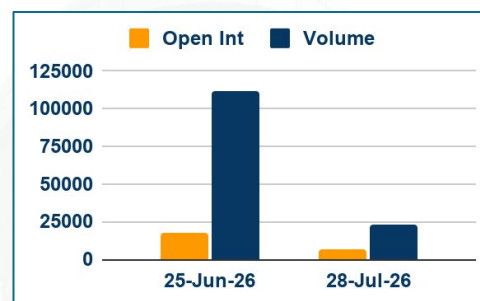
Natural gas prices rose supported by signs of a rebound in LNG export activity.

Flows to LNG export terminals increased 13.2% week-on-week, reaching a six-week high of 19.3 bcf/d.

Expectations of stronger cooling demand as temperatures rise into early July also supported prices.

US natural gas inventories stood at 2.686 trillion cubic feet as of June 5, about 6% above the five-year seasonal average.

### OI & Volume



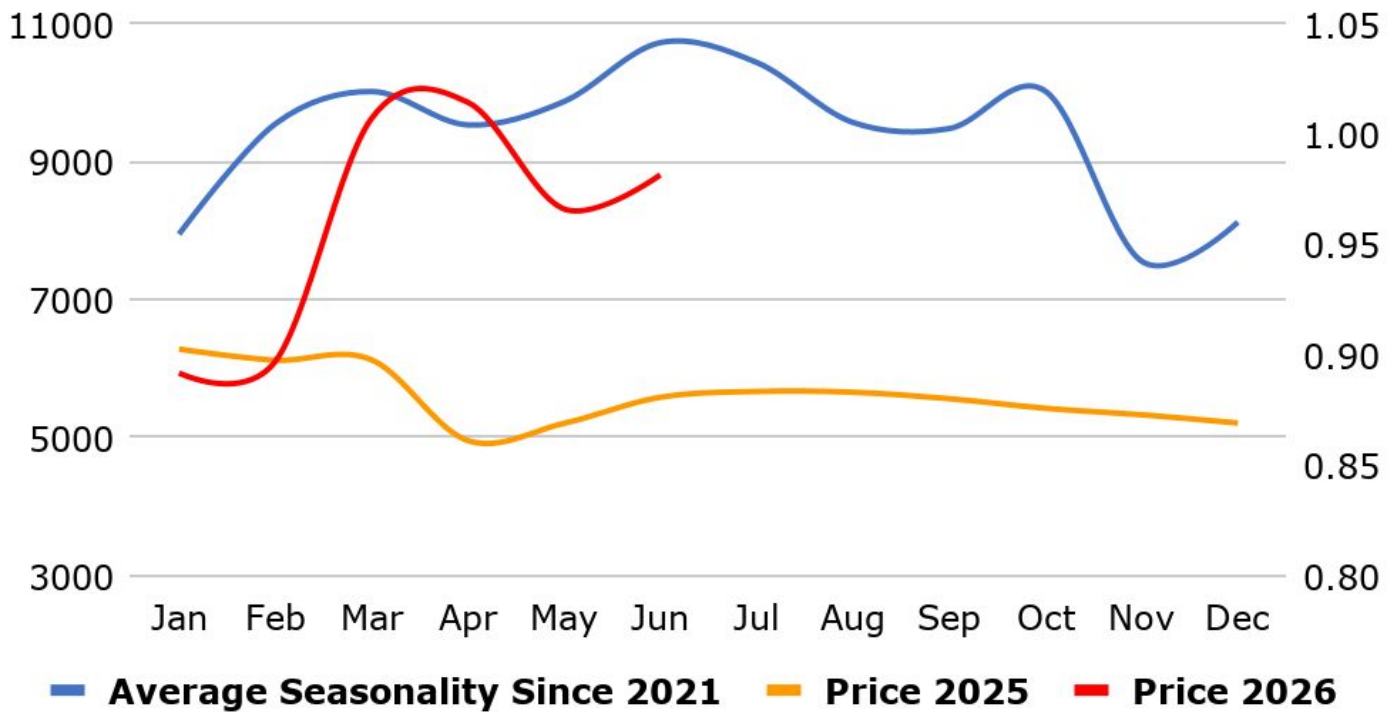
### Spread

Commodity	Spread
NATURALGAS JUL-JUN	2.70
NATURALGAS MINI JUL-JUN	2.30

### Trading Levels

Commodity	Expiry	Close	R2	R1	PP	S1	S2
NATURALGAS	25-Jun-26	306.60	315.90	311.20	303.70	299.00	291.50
NATURALGAS	28-Jul-26	309.30	317.40	313.40	306.30	302.30	295.20
NATGAS MINI	25-Jun-26	306.70	316.00	312.00	304.00	300.00	292.00
NATGAS MINI	28-Jul-26	309.00	317.00	313.00	306.00	302.00	295.00
Natural Gas \$		3.2500	3.2620	3.2560	3.2530	3.2470	3.2440

### MCX Crude Oil Seasonality



### MCX Natural Gas Seasonality



### Economic Data

Date	Curr.	Data
Jun 15	EUR	Italian Trade Balance
Jun 15	EUR	Industrial Production m/m
Jun 15	EUR	Trade Balance
Jun 15	USD	Empire State Manufacturing Index
Jun 15	USD	Capacity Utilization Rate
Jun 15	USD	Industrial Production m/m
Jun 15	USD	NAHB Housing Market Index
Jun 16	EUR	ZEW Economic Sentiment
Jun 16	EUR	German ZEW Economic Sentiment
Jun 16	USD	ADP Weekly Employment
Jun 16	USD	Building Permits
Jun 16	USD	Housing Starts
Jun 16	USD	Import Prices m/m

Date	Curr.	Data
Jun 17	USD	Core Retail Sales m/m
Jun 17	USD	Retail Sales m/m
Jun 17	USD	Business Inventories m/m
Jun 17	USD	Pending Home Sales m/m
Jun 17	USD	Crude Oil Inventories
Jun 17	USD	Federal Funds Rate
Jun 18	EUR	Current Account
Jun 18	EUR	Italian Qrtly Unemployment Rate
Jun 18	EUR	German Buba Monthly Report
Jun 18	USD	Philly Fed Manufacturing Index
Jun 18	USD	Unemployment Claims
Jun 18	USD	CB Leading Index m/m
Jun 18	USD	Natural Gas Storage

### News you can Use

China's industrial production grew 4.5% year-on-year in May 2026, accelerating from a 4.1% rise in April, which was the softest growth since July 2023, and surpassing market expectations of 4.3%. China's retail sales fell 0.6% year-on-year in May 2026, the first decline since December 2022, following a 0.2% gain in April and defying expectations of a flat reading. The Labor Day holiday in early May failed to offset weak consumer spending, particularly for discretionary and big-ticket items, with automobile sales plunging 16.1%. Retail sales excluding automobiles increased 1.1%. On a monthly basis, retail sales fell 0.4%, following a 0.6% decline in April. For the January–May period, retail sales increased 1.4%. China's surveyed urban unemployment rate edged lower to 5.1% in May 2026, compared with both market expectations and the previous month's 5.2%. It marked the lowest reading since December 2025. Among the locally registered labor force, the unemployment rate edged down to 5.2% from 5.3% in April, while the rate for the migrant labor force slipped to 4.9% from 5%.

The world economy is weathering the shock of the war in the Middle East with no signs yet of a global slowdown, but risks remain high, International Monetary Fund chief Kristalina Georgieva said. Georgieva, who will brief G7 leaders on the global economy at a summit in France, welcomed the agreement by the U.S. and Iran on Sunday to end their war and reopen the Strait of Hormuz, but warned in a new blog that an intensification of the conflict and supply disruptions posed a "clear risk to global growth." The IMF will release an updated global growth forecast on July 8. In April, it issued three scenarios for global GDP growth in 2026 and 2027, with its middle "adverse scenario" calling for a slowdown to 2.5% in 2026 and headline inflation of 5.4%. Georgieva last month said that adverse scenario was already in play, but her latest comments suggest the IMF may revert to its reference scenario, which assumed a short-lived Iran war and projected growth of 3.1% in 2026.

# Stay Ahead in Markets with Kedia Advisory



Get Live Commodity & Equity Market Updates backed by in-depth research, data-driven insights, and expert analysis.

## Why Kedia Advisory

- 👁️ Real-time market updates
- 👁️ Key levels & trend direction
- 👁️ Research-based market views
- 👁️ Trusted by active traders & investors

Visit: Kedia Advisory Website

[www.kediaadvisory.com](http://www.kediaadvisory.com)

CLICK HERE



SCAN ME



**Kedia Stocks and Commodities Research Pvt Ltd**

SEBI REGISTRATION NUMBER : INH000006156

Aadinath Commercial, Opp. Mumbai University, Vasant Valley Road, Khadakpada, Kalyan West

Investment in securities market are subject to market risks, read all the Related documents carefully before investing.



**Scan the QR to  
connect with us**

**KEDIA ADVISORY**

## **KEDIA STOCKS & COMMODITIES RESEARCH PVT LTD.**

Mumbai. INDIA.

For more details, please contact Mobile: +91 9619551022

Email: [info@kediaadvisory.com](mailto:info@kediaadvisory.com)

SEBI REGISTRATION NUMBER - INH000006156

For more information or to subscribe for monthly updates

Visit [www.kediaadvisory.com](http://www.kediaadvisory.com)

This Report is prepared and distributed by Kedia Stocks & Commodities Research Pvt Ltd. for information purposes only. The recommendations, if any, made herein are expressions of views and/or opinions and should not be deemed or construed to be neither advice for the purpose of purchase or sale through KSCRPL nor any solicitation or offering of any investment /trading opportunity. These information/opinions/ views are not meant to serve as a professional investment guide for the readers. No action is solicited based upon the information provided herein. Recipients of this Report should rely on information/data arising out of their own investigations. Readers are advised to seek independent professional advice and arrive at an informed trading/investment decision before executing any trades or making any investments. This Report has been prepared on the basis of publicly available information, internally developed data and other sources believed by KSCRPL to be reliable. KSCRPL or its directors, employees, affiliates or representatives do not assume any responsibility for or warrant the accuracy, completeness, adequacy and reliability of such information/opinions/ views. While due care has been taken to ensure that the disclosures and opinions given are fair and reasonable, none of the directors, employees, affiliates or representatives of KSCRPL shall be liable for any direct, indirect, special, incidental, consequential, punitive or exemplary damages, including lost profits arising in any way whatsoever from the information/opinions/views contained in this Report. The possession, circulation and/or distribution of this Report may be restricted or regulated in certain jurisdictions by appropriate laws. No action has been or will be taken by KSCRPL in any jurisdiction (other than India), where any action for such purpose (s) is required. Accordingly, this Report shall not be possessed, circulated and/ or distributed in any such country or jurisdiction unless such action is in compliance with all applicable laws and regulations of such country or jurisdiction. KSCRPL requires such a recipient to inform himself about and to observe any restrictions at his own expense, without any liability to KSCRPL. Any dispute arising out of this Report shall be subject to the exclusive jurisdiction of the Courts in India.